

## Information Package for International Delegation Tour (April 28 thru May 13th, 2015)

Version 3 (April 16<sup>th</sup>, 2015)

Dear Participants,

Welcome to Japan and the Plum Village Japan Tour! We hope you will have a pleasant and fruitful experience here in Japan.

Below, we have put together travel information package for you on how to get from each airport (Narita and Haneda) to your accommodation hotel, which is **Shiba Park Hotel**.

1. For those of you arriving on **28th of April to Narita airport between 7:45AM thru 18:30PM**,

Sangha members from Japan will meet you at the below meeting point in the airport and guide you on the following:

- Guide you to the limousine bus stop that will take you to the hotel and help you buying the ticket.
- Members will not ride the bus together with you but there will be another Sangha member waiting for you at the destination of the bus stop (Shiba Park Hotel) and will help you get to the hotel and checking in.

Therefore, we ask you to **go to the meeting point stated below when you arrive in Narita airport**.

2. This pick up service will **only take place on 28<sup>th</sup> of April** at the Narita Airport

For those of you arriving in :

- **Haneda airport**
- **Narita airport before 7:45AM and after 18:30PM,**

**Please kindly get to the accommodation by yourselves.** The detailed access is also stated in this information package.

We hope you will find this information package useful, and look forward to welcoming you all in Japan!!

Breathe and smile,

Japan Sangha Team on behalf of TNH and Plum Village Japan Tour 2015

\*Below, please will find the contact numbers for the Japan Sangha members that will meet you in Narita on 28<sup>th</sup> of April and guide you to the hotel

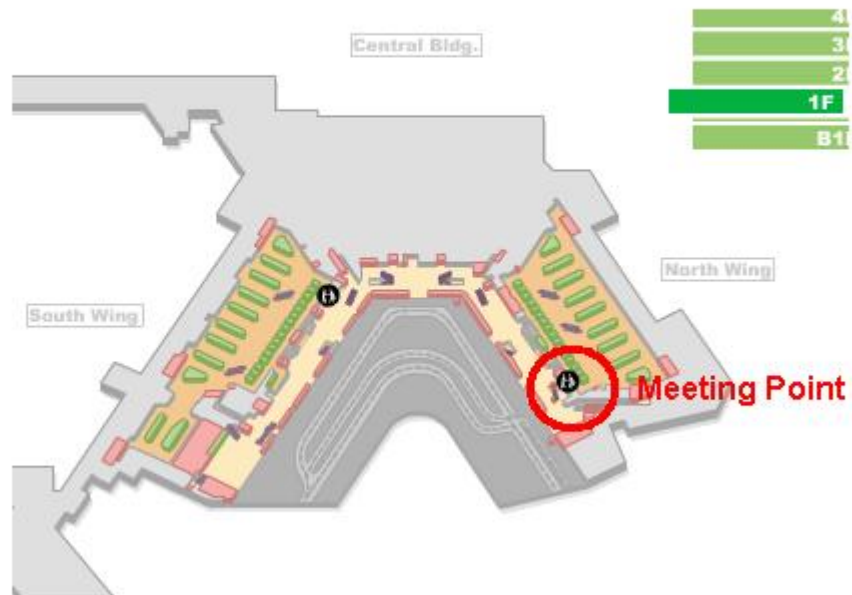
## Contact Numbers

Name	Mobile Number	e-mail	Meeting point	Language
Yumiko Ogura :	080 4199 0683		Narita: 7:45 - 18:30	Japanese only
Yuko Seki ;	090 7616 8331		Narita: 9:30 - 17:00	Japanese only
Kai Sawyer	070 6553 2131	<a href="mailto:lorax.kai@gmail.com">lorax.kai@gmail.com</a>	Shiba Park Hotel	English/Japanese
<b>Cordinator</b>				
Goro Takenaka	090-2218-8273	<a href="mailto:gogogoro12@gmail.com">gogogoro12@gmail.com</a>		English/Japanese

**For those of you arriving in Terminal 1 @ Narita Airport**  
**on 28th of April between 7:45AM thru 18:30PM,**

Please go to the meeting point located in the North wing below after arrival. (see map).

## Map



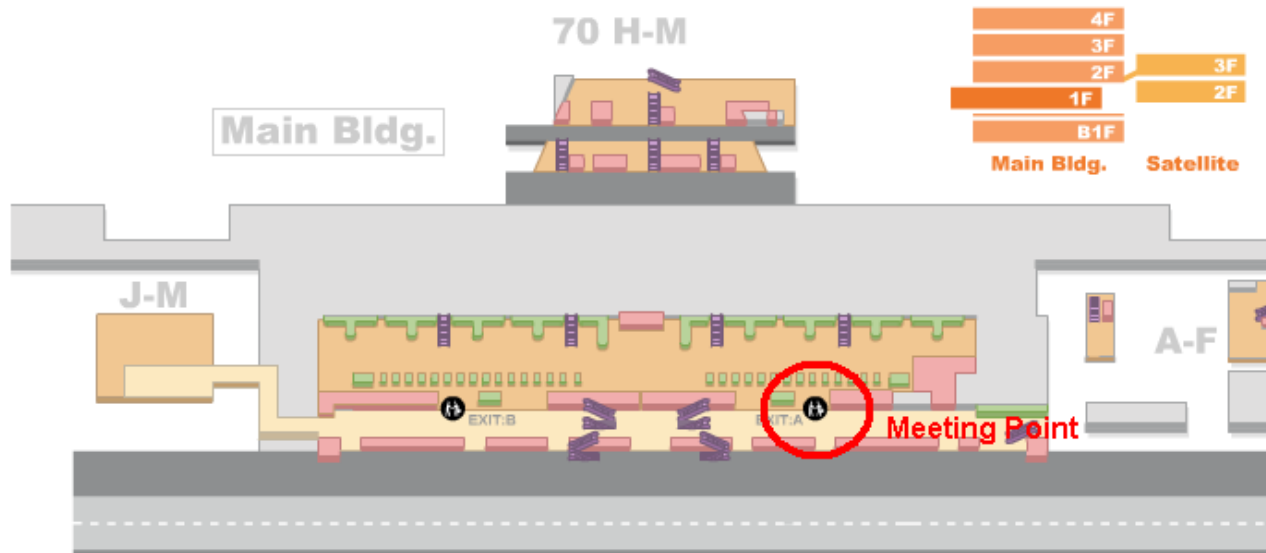
## Photo



**For those of you arriving in Terminal 2 @ Narita Airport  
on 28th of April between 7:45AM thru 18:30PM,**

Please go to the meeting point bench (with a big red flower painting. See photo) located in the Exit A, in the South Lobby after arrival. (see map).

### Map



### Photo (写真)



**For those of you arriving in Terminal 3 @ Narita Airport:  
on 28th of April between 7:45AM thru 18:30PM,**

After arriving, please walk or take the shuttle bus to **Terminal 2**, and meet us at the above meeting point.

**By foot**



**Shuttle bus information**



<b>Traveling Time</b>	Approx. 10-15 mins.
<b>Operating Hours</b>	4:30-23:00
<b>Operating Intervals</b>	Every 5-8 mins. (* Every 11-12 mins. from 10:30 to 15:00)
<b>Bus Stops</b>	Terminal 2: Bus Stop No. 24 (1F) Terminal 3: Terminal Shuttle Bus Stop (1F)

**For those of you arriving before 7:45AM and after 18:30PM @ Narita Airport.**

Unfortunately we will not be able to pick you up and guide you to the hotel. We ask you to go and check in to the hotel on your own. Below, please find the first departure and last departure limousine bus time table. When buying the ticket, please make sure to state your hotel name.

Below, you will find information for how to get to Shiba Park Hotel from Narita Airport.

## **HOW TO GET TO SHIBA PARK HOTEL FROM NARITA AIRPORT**

Below is the information on how to get to Shiba Park Hotel from Narita Airport. The Airport Limousine Company runs several shuttle buses each day from the Narita to the hotel. **THE BUS WILL DROP YOU OFF DIRECTLY AT SHIBA PARK HOTEL.**

### **SHIBA PARK HOTEL LOCATION**

**Address:** 1-5-10, Shiba Park, Minato-ku, Tokyo 105-0011

**TEL:** 03—3433—4141

**Access:** Direct bus from Narita to Hotel

**Bus Fee:** Adult JPY 3100 Children(6-12) JPY 1550

**Time:** Approx. 2 hours

### **Time Table of limousine bus → Narita to Shiba Park Hotel:**

\*Please see the individual maps of the Terminal below for where to board

From Narita Airport to Shiba Park Hotel				
Terminal 3	Terminal 2	Terminal 1 (South Wing)	Terminal 1 (North Wing)	Shiba Park Hotel
08:05*	08:10	08:15	08:20	10:35
09:45	09:50	09:55	10:00	12:05
10:55	11:00	11:05	11:10	13:10
13:25	13:30	13:35	13:40	15:35
14:25	14:30	14:35	14:40	16:35
15:55	16:00	16:05	16:10	18:20
16:55*	17:00	17:05	17:10	19:20

\*First Departure and Last Departure

No reservation accepted on the Narita Airport departure journey.

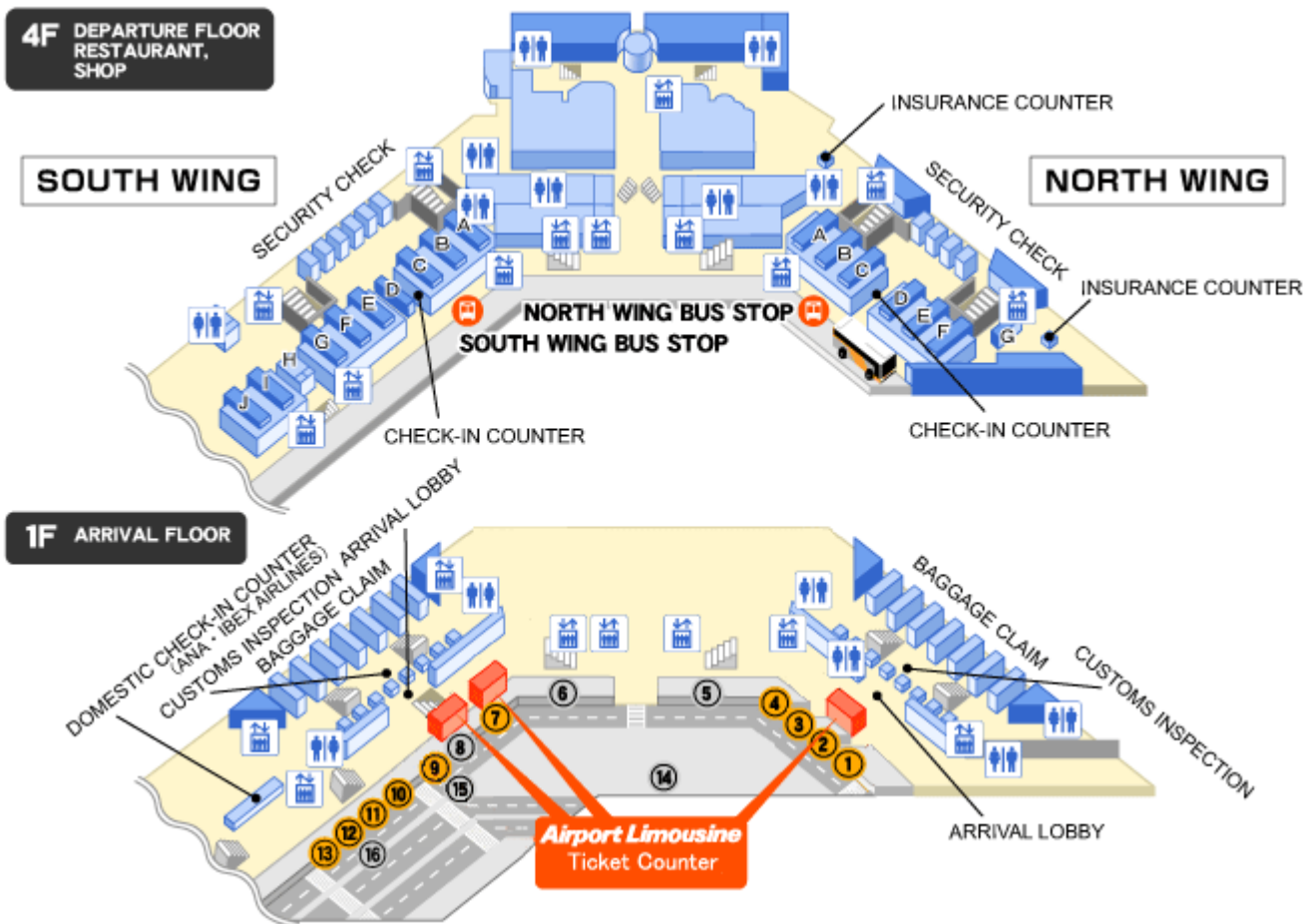
Same schedule as weekdays on Saturday, Sunday and Public Holidays.

## Where to board

### If you are arriving in Terminal 1:

### Narita Airport Terminal 1

Site plan showing bus pick up and drop-off points and ticket counters: Passenger Terminal 1 1F,4F



\*Airport Limousine Bus Stops are located outside the terminal building.

\*Please obtain your bus boarding tickets at Airport Limousine Ticketing Counter and then come to the designated bus stop shown on the ticket.

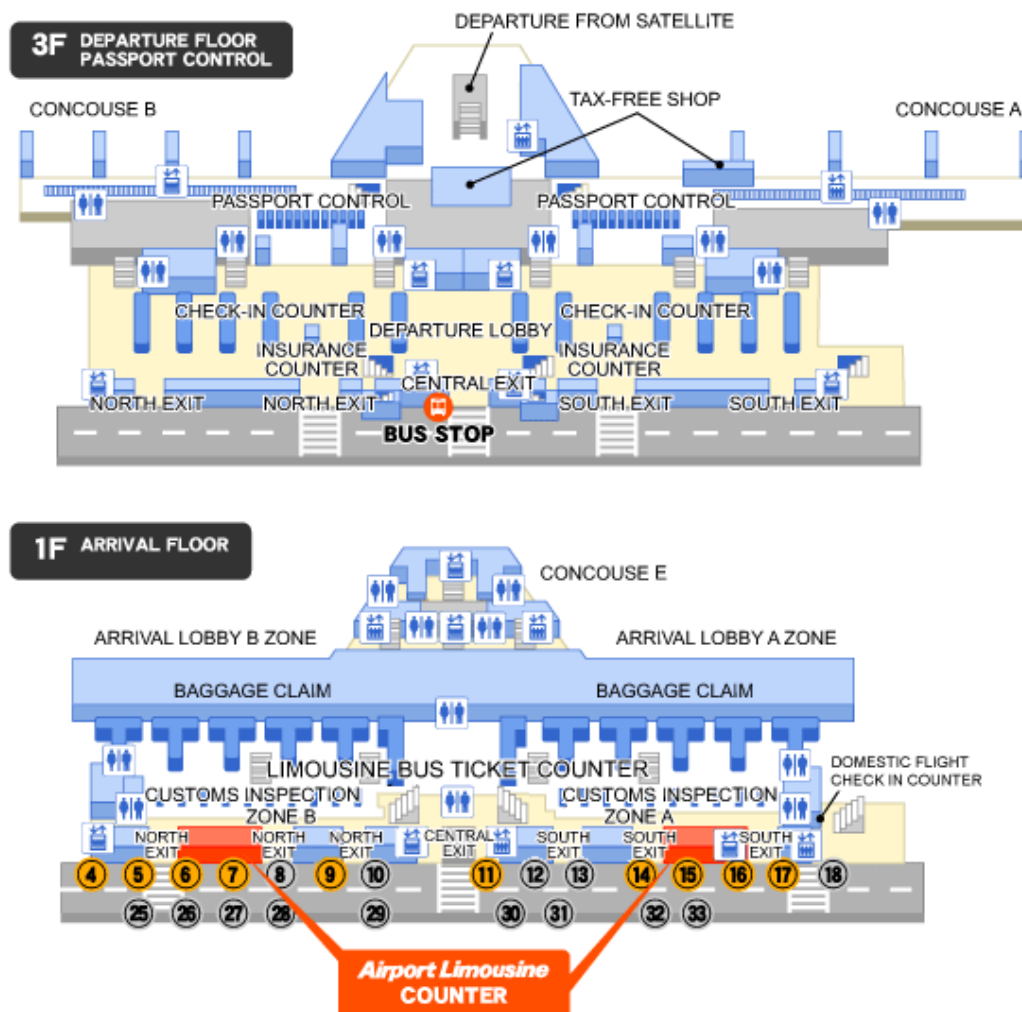
\*Airport Limousine Bus Stops are shown in color on the map.

**\*Please make sure to state your hotel name (Shiba Park Hotel) at the Airport Limousine Ticketing Counter when buying your bus ticket and confirm the number of the bus stop shown on the ticket.**

If you are arriving in Terminal 2:

## Narita Airport Terminal 2

Site plan showing bus pick up and drop-off points and ticket counters: Passenger Terminal 2 1F,3F



\*Airport Limousine Bus Stops are located outside the terminal building.

\*Please obtain your bus boarding tickets at Airport Limousine Ticketing Counter and then come to the designated bus stop shown on the ticket.

\*Airport Limousine Bus Stops are shown in color on the map.

**\*Please make sure to state your hotel name (Shiba Park Hotel) at the Airport Limousine Ticketing Counter when buying your bus ticket and confirm the number of the bus stop shown on the ticket.**

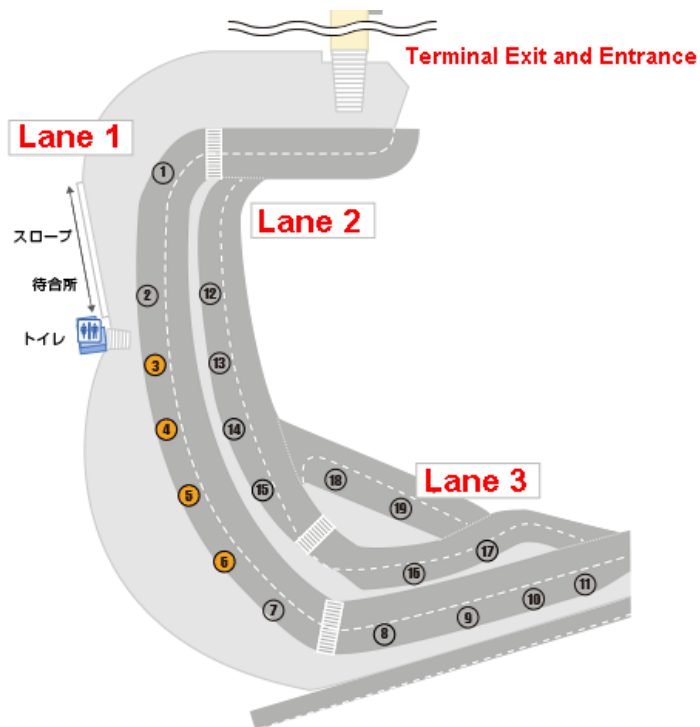


**If you are arriving in Terminal 3:**

**Narita Airport Terminal 3**



**Limousine bus ticket Counter**



\*Airport Limousine Bus Stops are located outside the terminal building.

\*Please obtain your bus boarding tickets at Airport Limousine Ticketing Counter and then come to the designated bus stop shown on the ticket.

\*Airport Limousine Bus Stops are shown in color on the map.

**\*Please make sure to state your hotel name (Shiba Park Hotel) at the Airport Limousine Ticketing Counter when buying your bus ticket and confirm the number of the bus stop shown on the ticket.**

**FOR THOSE OF YOU ARRIVING WHEN THERE ARE NO DIRECT BUSES AVAILABLE TO SHIBA PARK HOTEL**

For those of you arriving before and after there is a direct bus to the hotel, you will have to take the bus to Tokyo City Air Terminal (T-CAT: Approx. 1 hour ride) and take the taxi from there to your hotel. Below is the time for first and last departure.

**Limousine Bus to Tokyo City Air Terminal**

Bus stop	First Departure	Last Departure
Terminal 3	6:55	22:50
Terminal 2	7:00	22:55
Terminal 1 -South	7:05	23:00
Terminal 1-North	7:10	23:05
Tokyo City Air Terminal	8:30	0:00

## **HOW TO GET TO THE HOTEL FROM HANEDA AIRPORT**

Below is the information on how to get to your accommodation (Shiba Park Hotel) from Haneda Airport.

### **SHIBA PARK HOTEL LOCATION**

**Address:** 1-5-10, Shiba Park, Minato-ku, Tokyo 105-0011

**Nearest Station:** JR Hamamatsucho Station (Eight Minute Walk)

### **FROM HANEDA AIRPORT:**

#### **TAXI ROUTE:**

30 minutes by Taxi (depending on traffic)

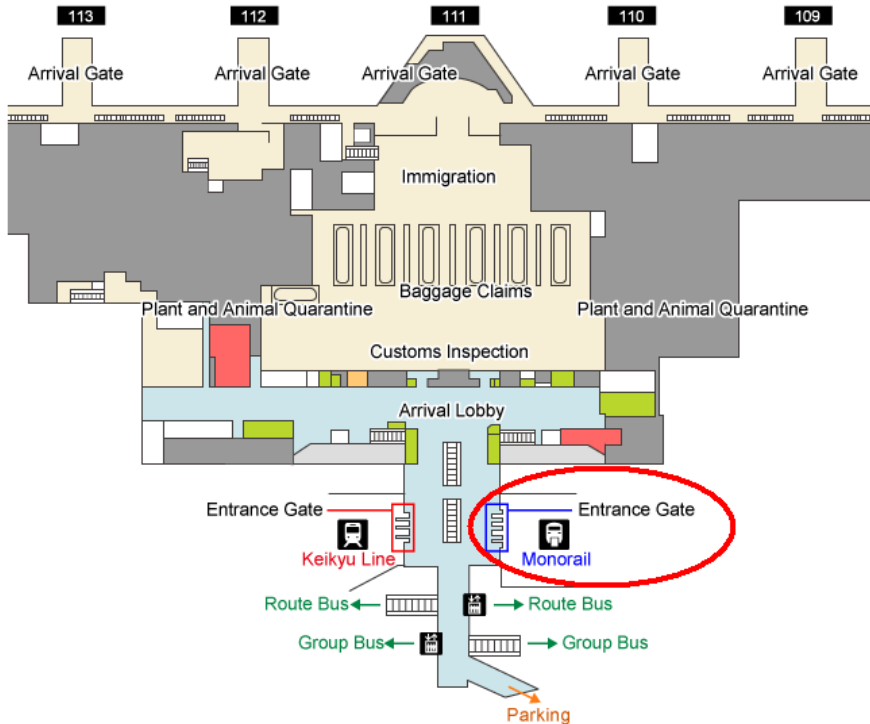
Price: Approx. JPY10,000 – 8000 including highway charge)

#### **TRAIN & WALK ROUTE**

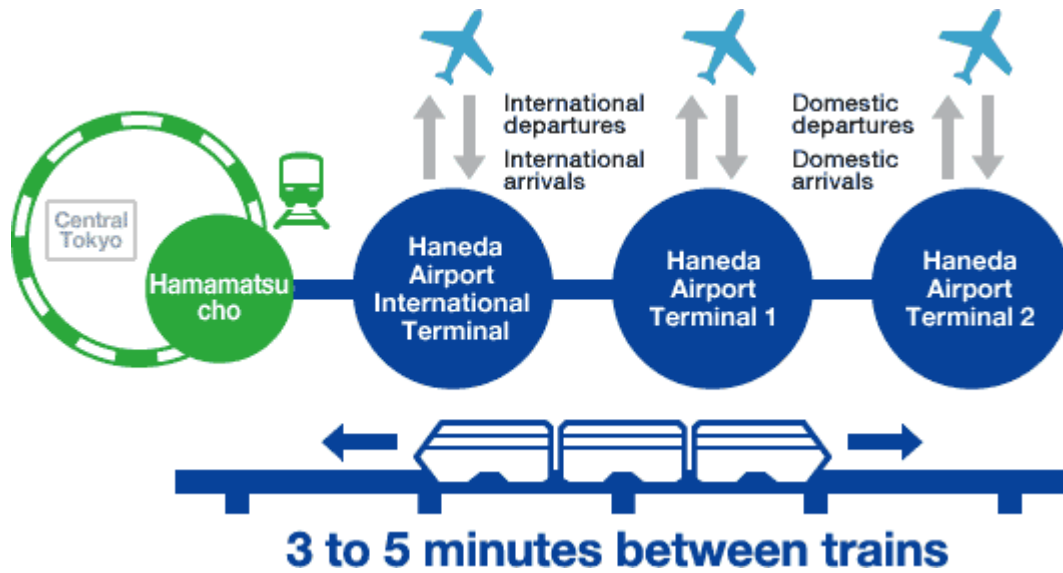
Approx 15-20 minutes train ride from Haneda Airport to Hamamatsucho Station via Tokyo Monorail Line. 8 minute walk from Hamamatsucho Station to the Shiba Park Hotel

Monorail Ticket Price: JPY 490 / one way (Haneda- Hamamatsucho)

#### **Arrival Gate**



**Monorail map**



Type of Train	Monorail Hamamatsucho	Direction	Haneda Airport International Terminal	Haneda Airport Terminal 1	Haneda Airport Terminal 2
Haneda Express		Down	13min.	17min.	19min.
		Up	14min.	18min.	20min.
Rapid train		Down	15min.	19min.	21min.
		Up	16min.	20min.	22min.
Local Train		Down	18min.	22min.	24min.
	Up	18min.	23min.	25min.	

- All trains - the Haneda Express, Rapid, and Local - charge the same fare to Hamamatsucho Station on the Tokyo Monorail.
- Trains run from Monorail Hamamatsucho station through Haneda Airport International Terminal Station and Haneda Airport Terminal 1 Station to Haneda Airport Terminal 2 Station.
- An additional 2 minutes are required when the local train waits at Showajima Station for the Haneda Express to pass by.
- Train runs every 3-5 minutes. Starting at 5:17AM and Last train finishing at 0:10AM Weekdays and Weekends/ Holidays

After arriving in Hamamatsucho Station, 8 minute walk.

Find the **North exit** and exit through. Go towards the Tokyo Tower and turn right at the third traffic light (In front of the big Japanese style gate) See map below.



### Shiba Park Hotel Information

TEL: TEL: 03-0433-4141

Check In Time: 12PM

[www.shibaparkhotel.com](http://www.shibaparkhotel.com)

